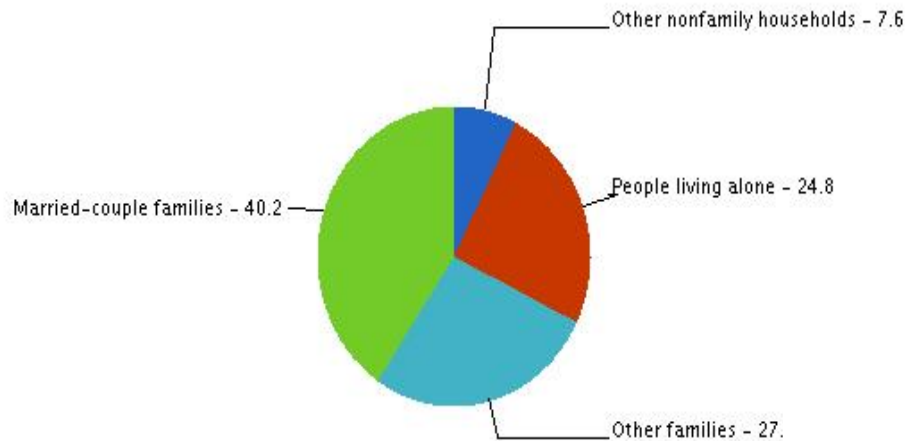
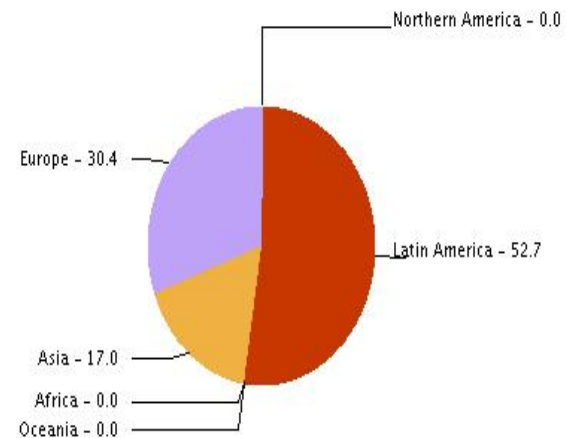


Community Profile – Swan Lake Zip code 12783



Total Number Households: 621



Region of Birth for the Foreign Born population

Data Source: American Community Survey/ US Census Bureau – 2018-2012

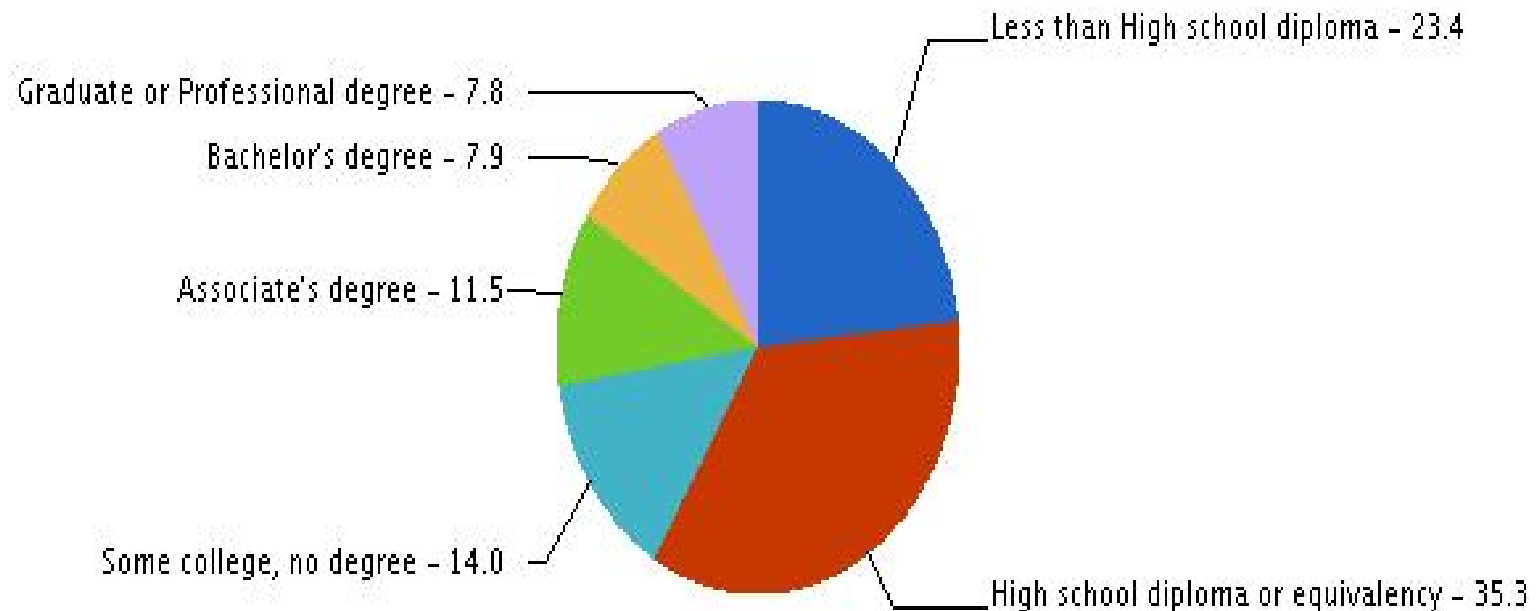
http://thedataweb.rm.census.gov/TheDataWeb_HotReport2/profile/2012/5yr/np01.html?SUMLEV=860&zcta=6328

12783: Swan Lake Fast Facts

- **Population:** 1,800 (42% females and 58% males).
Median age of 37.2 years
- **Nativity and Foreign Born**
 - 88% were native residents, 12% foreign born
 - Of those foreign born, 100% entered the US before 2010

Community Profile – Swan Lake

Zip code 12783



12783: Swan Lake Fast Facts

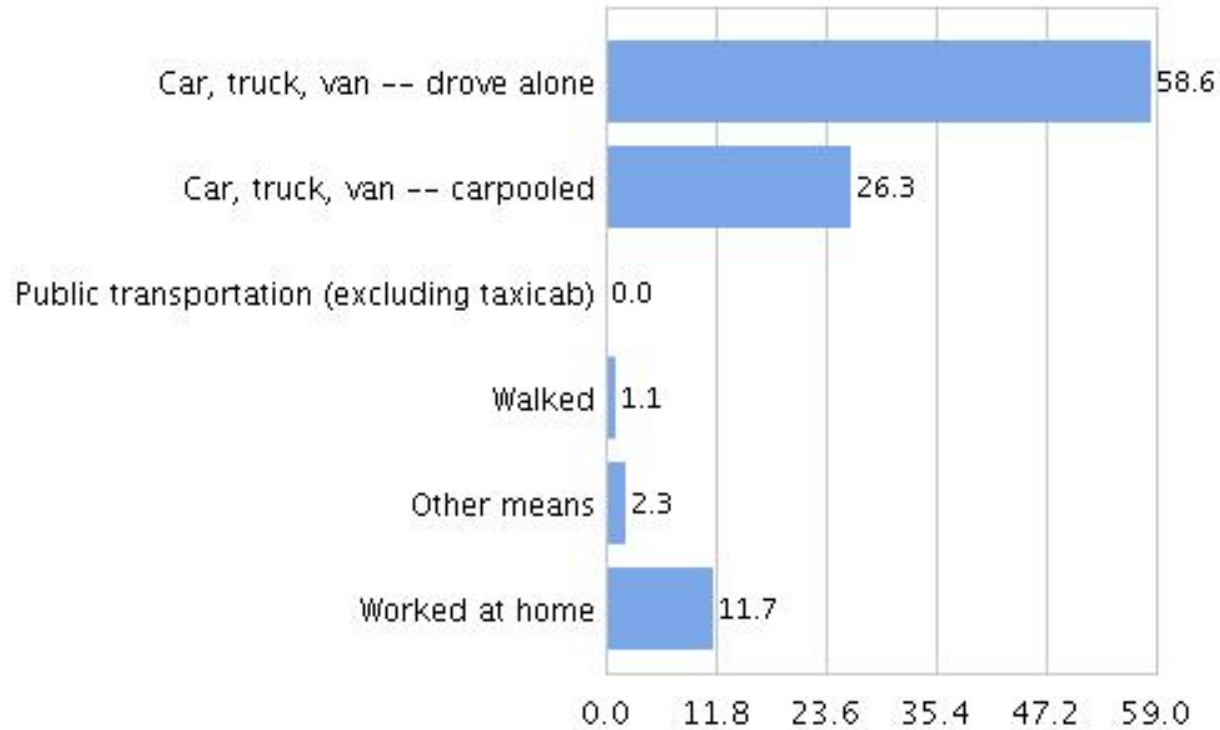
- **Occupations:**

- 25.5% in management, business, sciences, & art; 35.4% in service; 15.4% in sales, 19.6% in production & transportation, and 4% in construction & maintenance

- **Employment status:** 44% of the population \geq 16yrs of age were employed and ***45 % were not in the work force***

Community Profile – Swan Lake

Zip code 12783



Commute to work

12783: Swan Lake Fast Facts

- **Income:** Median annual income was \$49,114; 9% of households had income below \$15,000/year and 3% had income over \$150,000 or more.
- **Housing:** 1,200 housing units available, **49% of which were vacant**. An estimated 21% of the housing units were built since 1990.
- **Health Insurance:**
 - Among the civilian non-institutionalized population, 86% had health insurance coverage and 14% did not.
 - Of those with health insurance, 58% had private and **43% had public coverage**

12783: Swan Lake Fast Facts

- **Poverty and Participation in Government Programs**
 - 23% of the population were in poverty
 - An estimated 17% of children and 9% of people over 65 yrs. old were below the poverty level
- **Disability**
 - Among the non-institutionalized population, ***23% reported a disability***

Prominent Conditions for Medicaid Beneficiaries in Swan Lake – Zip code 12783

- Maternal-Child Health

NYS Prevention Agenda-Sullivan County (2009)

Data Source: http://www.health.ny.gov/statistics/brfss/expanded/2009/prevention_agenda/county

Indicator (2009)	Sullivan County (95% CI)	New York State (95% CI)
% of adults who are current smokers	28.9 (14.0,22.8)	17.0 (15.3,18.8)
% of adults who are obese	29.5 (22.0,33.2)	23.1 (21.0,25.1)
% of adults who consume 5 or more fruits and vegetables per day	27.9 (22.6,33.0)	27.1 (24.9,29.2)
% of adults who had some type of leisure-time physical activity	71.4 (80.3,87.2)	76.3 (74.1,78.5)
% of adults who have diabetes	10.4 (6.7,12.8)	9.0 (7.8,10.3)
% of adults who have current asthma	10 (4.3,9.7)	9.7 (8.2,11.2)